

### STATEMENT OF APPROPRIATIONS, ALLOTMENTS, OBLIGATIONS, DISBURSEMENTS AND BALANCES

**As at the Quarter Ending June 30, 2024**

**Department** : Department of Labor and Employment (DOLE)  
**Agency/Entity** : Professional Regulation Commission  
**Operating Unit** : Regional Office - VII  
**Organization Code (UACS)** : 16 008 0300007  
**Fund Cluster** : 01 - Regular Agency Fund

X	Current Year Appropriations
	Supplemental Appropriations
	Continuing Appropriations

(e.g. UACS Fund Cluster: 01-Regular Agency Fund, 02-Foreign Assisted Projects Fund, 03-Special Account-Locally Funded/Domestic Grants Fund, and 04-Special Account-Foreign Assisted/Foreign Grants Fund)


Particulars	UACS CODE	Appropriations			Allotments			Current Year Obligations					Current Year Disbursements					Balances					
		Authorized Appropriations	Adjustments (Transfer To/From, Modifications/Augmentations)	Adjusted Appropriations	Allotments Received	Adjustments (Reductions, Modifications/Augmentations)	Transfer To	Transfer From	Adjusted Allotments	1st Quarter Ending March 31	2nd Quarter Ending June 30	3rd Quarter Ending September 30	4th Quarter Ending December 31	Total	1st Quarter Ending March 31	2nd Quarter Ending June 30	3rd Quarter Ending September 30	4th Quarter Ending December 31	Total	Unreleased Appropriations	Unobligated Allotments	Unpaid Obligations (15-20)=(23+24)	
																						Due and Demandable	Not Yet Due and Demandable
1	2	3	4	5=(3+4)	6	7	8	9	10=[(6+(-)7)-8+9]	11	12	13	14	15=(11+12+13+14)	16	17	18	19	20=(16+17+18+19)	21	22	23	24
<b>I. Agency Specific Budget</b>		<b>77,447,000.00</b>	<b>6,570,000.00</b>	<b>84,017,000.00</b>	<b>77,447,000.00</b>	<b>0.00</b>	<b>0.00</b>	<b>6,570,000.00</b>	<b>84,017,000.00</b>	<b>22,565,077.73</b>	<b>36,494,332.36</b>	<b>0.00</b>	<b>0.00</b>	<b>59,059,410.09</b>	<b>12,575,760.29</b>	<b>43,717,680.43</b>	<b>0.00</b>	<b>0.00</b>	<b>56,293,440.72</b>	<b>0.00</b>	<b>24,957,589.91</b>	<b>0.00</b>	<b>2,765,969.37</b>
General Administration and Support	1000000000000000	37,376,000.00	(70,123.00)	37,305,877.00	37,376,000.00	(70,123.00)	0.00	0.00	37,305,877.00	2,092,458.16	27,254,104.80	0.00	0.00	29,346,562.96	2,092,458.16	26,799,040.39	0.00	0.00	28,891,498.55	0.00	7,959,314.04	0.00	455,064.41
General Management and Supervision	100000100001000	37,376,000.00	(70,123.00)	37,305,877.00	37,376,000.00	(70,123.00)	0.00	0.00	37,305,877.00	2,092,458.16	27,254,104.80	0.00	0.00	29,346,562.96	2,092,458.16	26,799,040.39	0.00	0.00	28,891,498.55	0.00	7,959,314.04	0.00	455,064.41
PS		7,913,000.00	(70,123.00)	7,842,877.00	7,913,000.00	(70,123.00)	0.00	0.00	7,842,877.00	1,782,438.77	2,514,214.79	0.00	0.00	4,296,653.56	1,782,438.77	2,514,214.79	0.00	0.00	4,296,653.56	0.00	3,546,223.44	0.00	0.00
MOOE		6,463,000.00	0.00	6,463,000.00	6,463,000.00	0.00	0.00	0.00	6,463,000.00	310,019.39	1,739,890.01	0.00	0.00	2,049,909.40	310,019.39	1,284,825.60	0.00	0.00	1,594,844.99	0.00	4,413,090.60	0.00	455,064.41
CO		23,000,000.00	0.00	23,000,000.00	23,000,000.00	0.00	0.00	0.00	23,000,000.00	0.00	23,000,000.00	0.00	0.00	23,000,000.00	0.00	23,000,000.00	0.00	0.00	23,000,000.00	0.00	0.00	0.00	0.00
Sub-Total, General Administration and Support		37,376,000.00	(70,123.00)	37,305,877.00	37,376,000.00	(70,123.00)	0.00	0.00	37,305,877.00	2,092,458.16	27,254,104.80	0.00	0.00	29,346,562.96	2,092,458.16	26,799,040.39	0.00	0.00	28,891,498.55	0.00	7,959,314.04	0.00	455,064.41
PS		7,913,000.00	(70,123.00)	7,842,877.00	7,913,000.00	(70,123.00)	0.00	0.00	7,842,877.00	1,782,438.77	2,514,214.79	0.00	0.00	4,296,653.56	1,782,438.77	2,514,214.79	0.00	0.00	4,296,653.56	0.00	3,546,223.44	0.00	0.00
MOOE		6,463,000.00	0.00	6,463,000.00	6,463,000.00	0.00	0.00	0.00	6,463,000.00	310,019.39	1,739,890.01	0.00	0.00	2,049,909.40	310,019.39	1,284,825.60	0.00	0.00	1,594,844.99	0.00	4,413,090.60	0.00	455,064.41
FinEx (if Applicable)		0.00	0.00	0.00	0.00	0.00	0.00	0.00	0.00	0.00	0.00	0.00	0.00	0.00	0.00	0.00	0.00	0.00	0.00	0.00	0.00	0.00	0.00
CO		23,000,000.00	0.00	23,000,000.00	23,000,000.00	0.00	0.00	0.00	23,000,000.00	0.00	23,000,000.00	0.00	0.00	23,000,000.00	0.00	23,000,000.00	0.00	0.00	23,000,000.00	0.00	0.00	0.00	0.00
Operations	3000000000000000	40,071,000.00	6,640,123.00	46,711,123.00	40,071,000.00	70,123.00	0.00	6,570,000.00	46,711,123.00	20,472,619.57	9,240,227.56	0.00	0.00	29,712,847.13	10,483,302.13	16,918,640.04	0.00	0.00	27,401,942.17	0.00	16,998,275.87	0.00	2,310,904.96
OO : Highly ethical, globally competitive, and recognized Filipino professionals ensured		40,071,000.00	6,640,123.00	46,711,123.00	40,071,000.00	70,123.00	0.00	6,570,000.00	46,711,123.00	20,472,619.57	9,240,227.56	0.00	0.00	29,712,847.13	10,483,302.13	16,918,640.04	0.00	0.00	27,401,942.17	0.00	16,998,275.87	0.00	2,310,904.96
PROFESSIONAL LICENSURE PROGRAM		26,713,000.00	48,206.00	26,761,206.00	26,713,000.00	48,206.00	0.00	0.00	26,761,206.00	11,714,384.77	5,713,693.99	0.00	0.00	17,428,078.76	8,295,067.33	6,822,106.47	0.00	0.00	15,117,173.80	0.00	9,333,127.24	0.00	2,310,904.96
Processing of applications for licensure examinations	310100100001000	13,779,000.00	15,249.00	13,794,249.00	13,779,000.00	15,249.00	0.00	0.00	13,794,249.00	6,958,229.15	2,980,704.20	0.00	0.00	9,938,933.35	3,538,911.71	4,120,476.68	0.00	0.00	7,659,388.39	0.00	3,855,315.65	0.00	2,279,544.96
PS		5,208,000.00	15,249.00	5,223,249.00	5,208,000.00	15,249.00	0.00	0.00	5,223,249.00	1,114,183.19	1,498,332.19	0.00	0.00	2,612,515.38	1,114,183.19	1,498,332.19	0.00	0.00	2,612,515.38	0.00	2,610,733.62	0.00	0.00
MOOE		8,571,000.00	0.00	8,571,000.00	8,571,000.00	0.00	0.00	0.00	8,571,000.00	5,844,045.96	1,482,372.01	0.00	0.00	7,326,417.97	2,424,728.52	2,622,144.49	0.00	0.00	5,046,873.01	0.00	1,244,582.03	0.00	2,279,544.96
Preparation of test questions, conduct and rating of licensure examinations	310100100002000	12,934,000.00	32,957.00	12,966,957.00	12,934,000.00	32,957.00	0.00	0.00	12,966,957.00	4,756,155.62	2,732,989.79	0.00	0.00	7,489,145.41	4,756,155.62	2,701,629.79	0.00	0.00	7,457,785.41	0.00	5,477,811.59	0.00	31,360.00
PS		3,406,000.00	32,957.00	3,438,957.00	3,406,000.00	32,957.00	0.00	0.00	3,438,957.00	785,432.79	1,069,589.79	0.00	0.00	1,855,022.58	785,432.79	1,069,589.79	0.00	0.00	1,855,022.58	0.00	1,583,934.42	0.00	0.00
MOOE		9,528,000.00	0.00	9,528,000.00	9,528,000.00	0.00	0.00	0.00	9,528,000.00	3,970,722.83	1,663,400.00	0.00	0.00	5,634,122.83	3,970,722.83	1,632,040.00	0.00	0.00	5,602,762.83	0.00	3,893,877.17	0.00	31,360.00
PROFESSIONAL REGULATION PROGRAM		12,471,000.00	19,521.00	12,490,521.00	12,471,000.00	19,521.00	0.00	0.00	12,490,521.00	2,003,002.63	3,282,442.37	0.00	0.00	5,285,445.00	2,003,002.63	3,282,442.37	0.00	0.00	5,285,445.00	0.00	7,205,076.00	0.00	0.00
Administrative investigations, hearings and decisions on complaints against professionals and illegal practitioners	310200100001000	6,580,000.00	(134,579.00)	6,445,421.00	6,580,000.00	(134,579.00)	0.00	0.00	6,445,421.00	1,205,272.04	1,834,323.10	0.00	0.00	3,039,595.14	1,205,272.04	1,834,323.10	0.00	0.00	3,039,595.14	0.00	3,405,825.86	0.00	0.00
PS		6,430,000.00	(134,579.00)	6,295,421.00	6,430,000.00	(134,579.00)	0.00	0.00	6,295,421.00	1,205,272.04	1,822,295.81	0.00	0.00	3,027,567.85	1,205,272.04	1,822,295.81	0.00	0.00	3,027,567.85	0.00	3,267,853.15	0.00	0.00
MOOE		150,000.00	0.00	150,000.00	150,000.00	0.00	0.00	0.00	150,000.00	0.00	12,027.29	0.00	0.00	12,027.29	0.00	12,027.29	0.00	0.00	12,027.29	0.00	137,972.71	0.00	0.00
Inspection of institutions and industrial establishments, and accreditation of professional organizations, firms and partnerships for the practice of professions, specialty societies and organizations	310200100002000	300,000.00	144,000.00	444,000.00	300,000.00	144,000.00	0.00	0.00	444,000.00	99,649.75	150,269.00	0.00	0.00	249,918.75	99,649.75	150,269.00	0.00	0.00	249,918.75	0.00	194,081.25	0.00	0.00
PS		0.00	144,000.00	144,000.00	0.00	144,000.00	0.00	0.00	144,000.00	24,000.00	36,000.00	0.00	0.00	60,000.00	24,000.00	36,000.00	0.00	0.00	60,000.00	0.00	84,000.00	0.00	0.00





Department : Department of Labor and Employment (DOLE)  
 Agency/Entity : Professional Regulation Commission  
 Operating Unit : Regional Office - VII  
 Organization Code (UACS) : 16 008 0300007  
 Fund Cluster : 01 - Regular Agency Fund  
 (e.g. UACS Fund Cluster: 01-Regular Agency Fund, 02-Foreign Assisted Projects Fund, 03-Special Account-Locally Funded/Domestic Grants Fund, and 04-Special Account-Foreign Assisted/Foreign Grants Fund)


X	Current Year Appropriations
	Supplemental Appropriations
	Continuing Appropriations

Particulars	UACS CODE	Appropriations			Allotments			Current Year Obligations					Current Year Disbursements					Balances					
		Authorized Appropriations	Adjustments (Transfer To/From, Modifications/ Augmentations)	Adjusted Appropriations	Allotments Received	Adjustments (Reductions, Modifications/ Augmentations)	Transfer To	Transfer From	Adjusted Allotments	1st Quarter Ending March 31	2nd Quarter Ending June 30	3rd Quarter Ending September 30	4th Quarter Ending December 31	Total	1st Quarter Ending March 31	2nd Quarter Ending June 30	3rd Quarter Ending September 30	4th Quarter Ending December 31	Total	Unreleased Appropriations	Unobligated Allotments	Unpaid Obligations (15-20)=(23+24)	
																						Due and Demandable	Not Yet Due and Demandable
1	2	3	4	5=(3+4)	6	7	8	9	10=[(6+(-)7)-8+9]	11	12	13	14	15=(11+12+13+14)	16	17	18	19	20=(16+17+18+19)	21	22	23	24
Miscellaneous Personnel Benefits Fund		0.00	1,037,634.39	1,037,634.39	0.00	0.00	0.00	1,037,634.39	1,037,634.39	0.00	1,037,634.39	0.00	0.00	1,037,634.39	0.00	1,037,634.39	0.00	0.00	1,037,634.39	0.00	0.00	0.00	0.00
PS		0.00	1,037,634.39	1,037,634.39	0.00	0.00	0.00	1,037,634.39	1,037,634.39	0.00	1,037,634.39	0.00	0.00	1,037,634.39	0.00	1,037,634.39	0.00	0.00	1,037,634.39	0.00	0.00	0.00	0.00
<b>Sub-Total III. Special Purpose Fund</b>		<b>0.00</b>	<b>1,037,634.39</b>	<b>1,037,634.39</b>	<b>0.00</b>	<b>0.00</b>	<b>0.00</b>	<b>1,037,634.39</b>	<b>1,037,634.39</b>	<b>0.00</b>	<b>1,037,634.39</b>	<b>0.00</b>	<b>0.00</b>	<b>1,037,634.39</b>	<b>0.00</b>	<b>1,037,634.39</b>	<b>0.00</b>	<b>0.00</b>	<b>1,037,634.39</b>	<b>0.00</b>	<b>0.00</b>	<b>0.00</b>	<b>0.00</b>
PS		0.00	1,037,634.39	1,037,634.39	0.00	0.00	0.00	1,037,634.39	1,037,634.39	0.00	1,037,634.39	0.00	0.00	1,037,634.39	0.00	1,037,634.39	0.00	0.00	1,037,634.39	0.00	0.00	0.00	0.00
MOOE		0.00	0.00	0.00	0.00	0.00	0.00	0.00	0.00	0.00	0.00	0.00	0.00	0.00	0.00	0.00	0.00	0.00	0.00	0.00	0.00	0.00	0.00
FinEx		0.00	0.00	0.00	0.00	0.00	0.00	0.00	0.00	0.00	0.00	0.00	0.00	0.00	0.00	0.00	0.00	0.00	0.00	0.00	0.00	0.00	0.00
CO		0.00	0.00	0.00	0.00	0.00	0.00	0.00	0.00	0.00	0.00	0.00	0.00	0.00	0.00	0.00	0.00	0.00	0.00	0.00	0.00	0.00	0.00
<b>IV. Reversion of the Unobligated Allotments charged against R.A. Nos. 11465 and 11494</b>		<b>0.00</b>	<b>0.00</b>	<b>0.00</b>	<b>0.00</b>	<b>0.00</b>	<b>0.00</b>	<b>0.00</b>	<b>0.00</b>	<b>0.00</b>	<b>0.00</b>	<b>0.00</b>	<b>0.00</b>	<b>0.00</b>	<b>0.00</b>	<b>0.00</b>	<b>0.00</b>	<b>0.00</b>	<b>0.00</b>	<b>0.00</b>	<b>0.00</b>	<b>0.00</b>	<b>0.00</b>
<b>GRAND TOTAL</b>		<b>80,003,000.00</b>	<b>7,607,634.39</b>	<b>87,610,634.39</b>	<b>80,003,000.00</b>	<b>0.00</b>	<b>0.00</b>	<b>7,607,634.39</b>	<b>87,610,634.39</b>	<b>23,181,366.99</b>	<b>37,987,896.67</b>	<b>0.00</b>	<b>0.00</b>	<b>61,169,263.66</b>	<b>13,192,049.55</b>	<b>45,211,244.74</b>	<b>0.00</b>	<b>0.00</b>	<b>58,403,294.29</b>	<b>0.00</b>	<b>26,441,370.73</b>	<b>0.00</b>	<b>2,765,969.37</b>
PS		30,006,000.00	1,037,634.39	31,043,634.39	30,006,000.00	0.00	0.00	1,037,634.39	31,043,634.39	6,392,692.09	9,664,996.11	0.00	0.00	16,057,688.20	6,392,692.09	9,664,996.11	0.00	0.00	16,057,688.20	0.00	14,985,946.19	0.00	0.00
MOOE		26,997,000.00	0.00	26,997,000.00	26,997,000.00	0.00	0.00	0.00	26,997,000.00	10,218,674.90	5,322,900.56	0.00	0.00	15,541,575.46	6,799,357.46	5,976,248.63	0.00	0.00	12,775,606.09	0.00	11,455,424.54	0.00	2,765,969.37
CO		23,000,000.00	6,570,000.00	29,570,000.00	23,000,000.00	0.00	0.00	6,570,000.00	29,570,000.00	6,570,000.00	23,000,000.00	0.00	0.00	29,570,000.00	0.00	29,570,000.00	0.00	0.00	29,570,000.00	0.00	0.00	0.00	0.00
<b>Recapitulation by OO:</b>																							
I. Agency Specific Budget		40,071,000.00	7,371,132.08	47,442,132.08	40,071,000.00	801,132.08	0.00	6,570,000.00	47,442,132.08	20,472,619.57	9,971,236.64	0.00	0.00	30,443,856.21	10,483,302.13	17,649,649.12	0.00	0.00	28,132,951.25	0.00	16,998,275.87	0.00	2,310,904.96
PROFESSIONAL DATABASE MANAGEMENT PROGRAM		887,000.00	6,601,981.79	7,488,981.79	887,000.00	31,981.79	0.00	6,570,000.00	7,488,981.79	6,755,232.17	273,676.99	0.00	0.00	7,028,909.16	185,232.17	6,843,676.99	0.00	0.00	7,028,909.16	0.00	460,072.63	0.00	0.00
PROFESSIONAL REGULATION PROGRAM		12,471,000.00	394,056.78	12,865,056.78	12,471,000.00	394,056.78	0.00	0.00	12,865,056.78	2,003,002.63	3,656,978.15	0.00	0.00	5,659,980.78	2,003,002.63	3,656,978.15	0.00	0.00	5,659,980.78	0.00	7,205,076.00	0.00	0.00
PROFESSIONAL LICENSURE PROGRAM		26,713,000.00	375,093.51	27,088,093.51	26,713,000.00	375,093.51	0.00	0.00	27,088,093.51	11,714,384.77	6,040,581.50	0.00	0.00	17,754,966.27	8,295,067.33	7,148,993.98	0.00	0.00	15,444,061.31	0.00	9,333,127.24	0.00	2,310,904.96

Certified Correct:  
  
 REALY KRIS Y. SABERON  
 Budget Officer  
 Date: July 18, 2024 09:38 AM

Certified Correct:  
  
 RIANN C. VILLAMANTE  
 Accountant  
 Date: July 18, 2024 09:38 AM

Recommending Approval By:  
  
 GERDEL M. BORDADORA  
 Chief Administrative Officer  
 Date:

Approved By:  
  
 NARCIVAL Z. AQUILUI  
 Regional Director  
 Date: July 18, 2024 09:40 AM